

COVID-19

Rapid Antigen Testing Guide

Most rapid antigen testing kits follow these principles, but may differ slightly so please be sure to follow the instructions provided by kit provider.

Collecting your sample



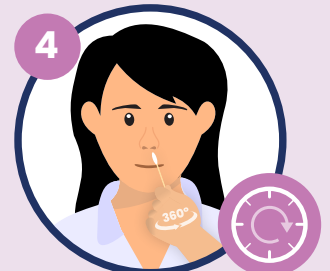
Remove a nasal swab from the pouch.



Insert the swab into one of your nostrils up to 2-3cm from the edge of the nostril.



Slowly roll the swab 5 times over the surface of the nostril. Using the same swab, repeat this collection process in the other nostril.

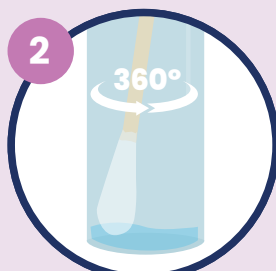


Check the kit box instructions to confirm the correct timeframe to read your result. This may vary depending on the kit.

Testing your sample



Peel off aluminium foil seal from the top of the extraction vial which contains the extraction buffer.



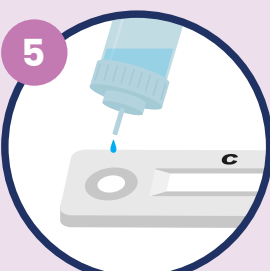
Place the swab into the extraction vial. Rotate the swab vigorously at least 5 times.



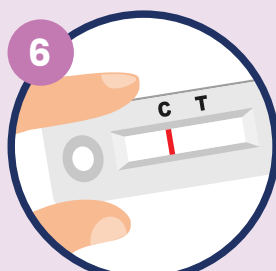
Remove the swab by rotating the swab against the vial, while squeezing the sides to release the liquid from the swab.



Close the vial with the provided cap and push firmly onto the vial. Mix thoroughly by flicking the bottom of the tube.



Turn vial upside down and hold sample over sample well. Squeeze vial gently. Allow the required drops according to the kit instructions, to fall into the sample well.



Please check on the kit instructions and follow the confirmed time to check for your test result. This varies depending on the kit so please check with your pharmacy staff member if unsure.

READ YOUR RESULT

Negative

One line next to the **C** indicates the test is negative.



Positive

Two lines, one next to **C** and one next to **T**, even faint lines indicate the test is positive.



Invalid result

No line next to **C** indicates the test is invalid.



TO FIND OUT MORE
please visit www.health.govt.nz

Key information

What happens if my rapid antigen test result is invalid?

- If your result is invalid, you will need to have a PCR test taken at a local Community Testing Centre, or with a local GP.

What happens if my rapid antigen test result is positive?

If you get a positive rapid antigen test result, you must:

- Self-isolate at your place of accommodation
- Go for a COVID-19 PCR confirmatory test as soon as possible – visit www.healthpoint.co.nz/covid-19 to find the closest testing provider
- Follow all COVID-19 public health measures
- Contact Healthline for any COVID-19 health advice on **0800 358 5453**

TO FIND OUT MORE
please visit www.health.govt.nz